

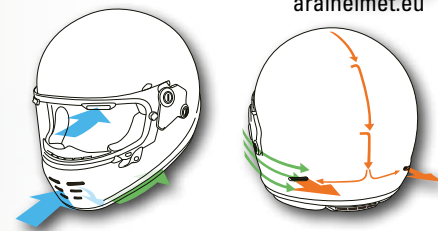
CONCEPT-XE



araihelmet.eu

Ventilation

The Concept-XE's sleek outer shell hides a secret; Arai's internal ventilation system. Cooling air feeds into the visor brow vents and is drawn through the comfort liner and out three upper crown exhaust holes, via a hidden multi-stage air channel within the EPS liner, by the negative pressure created by the combined Venturi effect of the side exhaust ports and neckroll vent. Up front the six meshed slots close to demist and open for airflow.



General

- ✓ Outer shell PB e-cLc
- ✓ Variable Axis System (VAS)

Ventilation

- ✓ Free Flow System (FFS)
- ✓ Hidden multi-stage air channel

Front ventilation

- ✓ Brow vents**
- ✓ Inner chin (bar) vent shutter

Rear ventilation

- ✓ Neck exhaust vent
- ✓ Side exhausts

Aerodynamics

- ✓ Fixed Chin Spoiler

Visor

- ✓ VAS Max Vision Visor with De-Mist option
- ✓ New shield latch lever
- ✓ Pinlock insert lens included

Interior

- ✓ Antimicrobial Liner material
- ✓ Replaceable Cheek Pads/Ear cups
- ✓ Replaceable Interior
- ✓ Speaker pockets
- ✓ Facial Contour System (FCS)
- ✓ 5mm "Peel Away" Ear cups/Cheek pads
- ✓ 5mm "Peel Away" Temple pad

Comfort

- ✓ Emergency Release System (ERS)

Approval

- ✓ ECE R22-06

** Innovated and exclusively offered by Arai



CONCEPT-XE
White

XS-XL

Available sizes:



PINLOCK 120
MaxVision™ | Included



PRIORITY FOR PROTECTION



PB e-cLc Outer shell

Peripherally Belted e-Complex Laminate Construction (PB e-cLc). The Concept-XE's outer shell uses a Peripherally Belted e-Complex Laminate Construction (PB e-cLc) for lightweight strength; it's designed to glance off and spread impact forces. New materials have been used to substitute the AR-mat as middle layer, resulting in a substantial weight reduction while maintaining the same strength as the PB-cLc construction.




VAS V MV Visor

VAS MAX Vision shield is standard to provide better visibility in all seasons and for all types of riding. Comes standard with Clear anti-fog Pinlock insert to be installed as needed.



Replaceable interior

Depending on the model, cheek pads, ear cups or the complete interior may be easily removed. All parts (replaceable or not) can be cleaned with lukewarm water and mild soap. Rinse well after cleaning and never dry in direct sunlight or near a heat source. Interior parts in different size thickness are available for a custom fit for every rider.



Hidden multi-stage air channel

Allows hot air to be pulled out of the helmet through 3 holes in the EPS liner to the patented Twin Venturi Exhaust ports.




Emergency Release System (ERS)

Allows easier access to an injured rider. By pulling the orange tabs integrated in the pads, the cheek pads slide out. Making helmet removal easier for trained medical personnel and rescuers. Minimising the risk of additional injury.

there is a difference

ARAI GENERAL FEATURES

アライ



Five times inspected

Each Arai helmet goes through five separate quality-control departments: after the shell is made, after painting and graphic completion, after assembly and two in-process inspections.



Washable interior

The premium quality interior of any Arai helmet can be easily cleaned, in place, with mild soap and lukewarm water.



Handmade

It can take up to five years for our experts to earn the right to create an Arai shell. Each shell can take up to 27 steps and to build one Arai helmet will take about 18 man-hours.



All-day comfort

All-day comfort with the Arai interior fit and shape together with the finest liner materials and the extensive ventilation system. And thanks to the perfect balance and weight distribution of the helmet, you hardly notice you are wearing an Arai.



Penetration tested

All Arai helmets are penetration tested, although not required by European helmet standards. The Arai penetration test is performed with a 3kg test cone that strikes from a height of 3m on the helmet.



Double-D ring device

The flat and D-shaped rings fit smooth against the chin. No moving parts, no corrosion problems and just pulling the tab is enough to loosen the fastener.



Smooth shape, better protection

The smooth outer shell of Arai helmets is designed to glide without unnecessary resistance. You don't want to decelerate your helmet more than necessary. That's why all Arai vents and ducts are designed to break off during an impact.



Strong outer shell, soft inner shell

Arai uses a very strong outer shell to spread impact forces and a soft inner shell to absorb remaining energy. The multiple-density EPS inner shell is made using a unique technology of combining three to five densities in various areas as a single component.



Organic shape

The organic shape of an Arai outer shell offers a more natural appearance, seals better and conforms more to the head's natural shape for improved comfort, fit and to help minimize wind turbulence.



5-year limited warranty

All Arai helmets are warranted against defects in materials and workmanship, and are serviceable only for the properly fitted first user for 5 years from date of first use, but no more than 7 years from date of manufacture.



Different outer shells

Unlike many other manufacturers Arai provides one size outer shell for each two-helmet sizes for most models. Together with different shaped outer shells for different models it is almost impossible not to find the fit you are looking for.



Arai In-house test

Arai helmets are designed to meet the stringent Arai In-house criteria, in addition to the mandatory ECE standard.