

SZ-R EVO

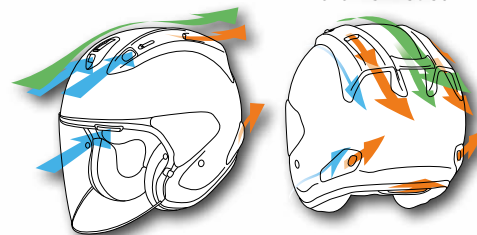


araihelmet.eu

* Shown with optional tinted visor.
Photo: Lionel Beylot

Ventilation

The RX-7V EVO-inspired diffusers are designed for excellent aerodynamics, and work together with the Air Wing to improve stability. Efficiency of the intake scoops (compared to previous models) is increased by 19%. The air intake vents are adjustable through three positions: closed, half open and fully open; they also help to improve sealing for decreased wind noise and water intrusion.



General

- ✓ Outer shell PB-cLc²
- ✓ Variable Axis System (VAS-Z I)

Front ventilation

- ✓ Center top vent - intake
- ✓ Diffuser system
- ✓ Brow vents**

Rear ventilation

- ✓ Neck exhaust vent
- ✓ Side exhausts

Aerodynamics

- ✓ Air Wing® non-adjustable**

Visor

- ✓ PRO Shade System** (Option)
- ✓ Pinlock insert lens included

Interior

- ✓ Antimicrobial Liner material
- ✓ Replaceable Ear cups
- ✓ Replaceable Interior
- ✓ Replaceable Chinstrap covers
- ✓ Speaker pockets
- ✓ 5mm "Peel Away" Ear cups
- ✓ 5mm "Peel Away" Temple pad
- ✓ Water resistant layered Ear cups
- ✓ Removable slit for glasses

Approval

- ✓ ECE R22-06

** Innovated and exclusively offered by Arai



SZ-R EVO
Diamond White

Available sizes: XS-XL

PRIORITY FOR PROTECTION PINLOCK[®] 120 Included

Rounder, Smoother & Stronger Shell
R75
SHAPE



PB-CLC² Shell

Arai's Peripherally Belted Complex Laminate Construction greatly increases shell strength and flexibility while maintaining low weight and a lower centre of gravity. Positioned across the top of the eye port, this band contributes to the use of a thinner EPS liner which greatly enhances the upward field of view. A specially designed "mechanically expanded fibre mat", sandwiched between the inner and outer layers of Arai's proprietary Super Fibre Laminates, is used to reinforce and bond these two Super Fibre layers without adding significant weight to the helmet.



Multiple-density EPS inner shell

Arai's proprietary 1PMDL (one piece multi-density liner) is the only one of its kind in the world and offers incredible protection by being fine-tuned to each shell size, in each model and in each head size, with varying EPS densities. It can make the most of its 'glancing off' ability because the EPS density varies according to the corresponding shell surface, allowing the shell to remain 'round and smooth'.



Water repellent layered ear cups

A water-proof mat prevents rain from coming in, it also works as sound absorption for a quieter ride.



Antimicrobial Liner material

Helps maintain neutral acidity levels close to human skin and antibacterial consumption. With the aim of a softer, deeper and even more comfortable fit we developed a softer liner frame material. The liner also has adjustable temple padding that allows for a customized fit.




Double-D Ring Chinstrap

The flat and D-shaped rings on the chinstrap fit smoothly against the chin. No moving parts, no corrosion problems and just pulling the tab is enough to loosen the fastener.

there is a difference

ARAI GENERAL FEATURES

アライ



Five times inspected

Each Arai helmet goes through five separate quality-control departments: after the shell is made, after painting and graphic completion, after assembly and two in-process inspections.



Washable interior

The premium quality interior of any Arai helmet can be easily cleaned, in place, with mild soap and lukewarm water.



Handmade

It can take up to five years for our experts to earn the right to create an Arai shell. Each shell can take up to 27 steps and to build one Arai helmet will take about 18 man-hours.



All-day comfort

All-day comfort with the Arai interior fit and shape together with the finest liner materials and the extensive ventilation system. And thanks to the perfect balance and weight distribution of the helmet, you hardly notice you are wearing an Arai.



Penetration tested

All Arai helmets are penetration tested, although not required by European helmet standards. The Arai penetration test is performed with a 3kg test cone that strikes from a height of 3m on the helmet.




Double-D ring device

The flat and D-shaped rings fit smooth against the chin. No moving parts, no corrosion problems and just pulling the tab is enough to loosen the fastener.



Smooth shape, better protection

The smooth outer shell of Arai helmets is designed to glide without unnecessary resistance. You don't want to decelerate your helmet more than necessary. That's why all Arai vents and ducts are designed to break off during an impact.



Strong outer shell, soft inner shell

Arai uses a very strong outer shell to spread impact forces and a soft inner shell to absorb remaining energy. The multiple-density EPS inner shell is made using a unique technology of combining three to five densities in various areas as a single component.



Organic shape

The organic shape of an Arai outer shell offers a more natural appearance, seals better and conforms more to the head's natural shape for improved comfort, fit and to help minimize wind turbulence.



5-year limited warranty

All Arai helmets are warranted against defects in materials and workmanship, and are serviceable only for the properly fitted first user for 5 years from date of first use, but no more than 7 years from date of manufacture.



Different outer shells

Unlike many other manufacturers Arai provides one size outer shell for each two-helmet sizes for most models. Together with different shaped outer shells for different models it is almost impossible not to find the fit you are looking for.



Arai In-house test

Arai helmets are designed to meet the stringent Arai In-house criteria, in addition to the mandatory ECE standard.