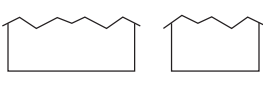

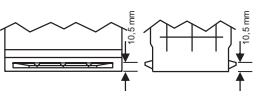
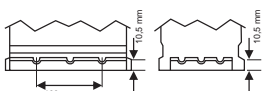

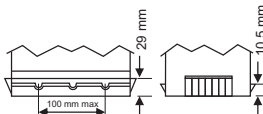
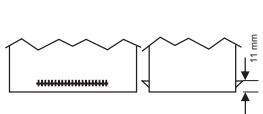
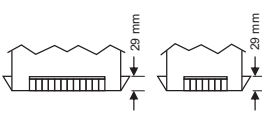
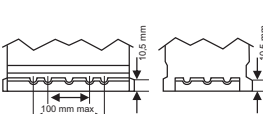
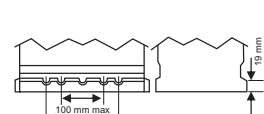
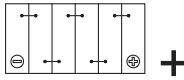
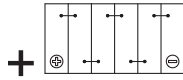
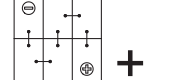
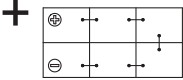
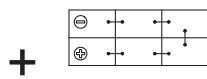
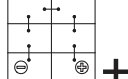
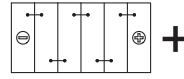
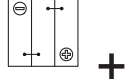


Legende

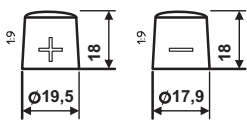
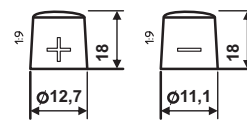

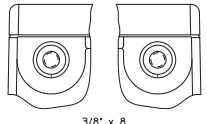
Bodenbefestigung

				
B00	B01	Korean B01	B03	B04
				
B05	B07	B09	B13	B14

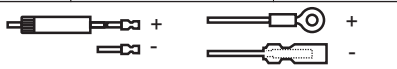

































Schaltung

			
0	1	2	3
			
4	6	9	6 Volt: 0

Poltypen PKW und LKW

			
1	3	19 (Ford)	21 (sideterm.)

Poltypen Motorrad

	Front	Side	Top		Front	Side	Top
M00				M06			
M01				M07			
M02				M08			
M03				M09			
M04				M11			
M05				M13			

Erklärung des Zahlencodes in den Tabellen

= Auslauftype	3. Mit Rückzündschutz	6. „Verschweißtes“ Doppeldeckelsystem m. Labyrinth	9. Verschweißter Deckel mit Sicherheitsventil
1. Mit Griffen	4. Mit Zentralentgasung	7. Deckeltechnologie für absolute Sicherheit	
2. Mit Ladekontrollanzeige	5. NPR mit Manifolddeckel	8. AGM (Absorbed Glass Mat / Vliestechnologie)	